












































## 50 BX DB - until 2014.06.19

	REF	ART	COD
	02	STRAIN RELIEF + NUT	LF1010063
	03	DADO OTT.NICH.PG 11	LF1010063A
	04	INTER.COMELUX 401/L TC 22 REFR	WV1039201
	05 CN	CAVO 3X1 CON SPINA CHINA 10A L=3000	LF1000416025
	05	CAVO 3X1 CON SPINA SHUKO SP	WV1061005
	05/2	CAVO 3X14AWG+SPINA UL 15A 250V 3MT	LF1003522005
	06	Busch Pumpe 21 m3/h	WV1071240010
	07	DISPLAY INSULATION STICKER	WV1071240025
	08	TRASFORMER, W8	<a href="#">WV1071240035</a>
	09	PISTONS, SEALING BAR W8	WV1071240040
	10	HEATING ELEMENT, W840	WV1071240050
	11	ELETTROVALVOLA ASPIR 3 VIE SP	WV1071240065
	12	ELETTROV. F 10 SCARICO 2 VIE SP	WV1071240074
	15	CONTROLS PANEL + PCB + FLAT + PROBE	WV1071240510
	18	FACEPLATE, W8	WV1071240030
	19	CUSCINETTO CSB 203 SP	WV1171201
	20	O-RING 2081 NBR70 20,35 X 1,78 SP	WV1271205
	21	SPACER COP 10X6, 2X25 ME10-20	WV1443120
	22	PIEDINO M8 40X30 SH 60 SP 30	WV1471230000
	23	PIEDINO M8 40X40 SH 60 SP 30	WV1471230003
	24	DISTANZIALE DIAM 25 CERNIERA CAMP 6	WV1471230070
	26	ANTVIBRATION 25X15 F/F M6 SRB 45SH	WV1471240017
	27	SEALING BAR 40	WV1471240020
	28	TEFLON TAPE_ W8 40	 WV1471240030
	29	TUBO VUOTOMETRO SP 40	WV1471240048

	30	AIR INTAKE W8		IW1471240180
	31	SILICON BAR STOPPER_ W8 40		IW1471240060
	32	JOINT M5, W8		IW1471240067
	33	CURVA 90° INN.RAP.TUBO PIST. SP		IW1471240070
	34	RACC."T" INN.RAP TUBO PIST. SP		IW1471240073
	35	CURVA 90°F 1/2 M 1/2 SP		IW1471240082
	36	T JOINT F 1/2 M 1/2 W8		IW1471240085
	37	RIDUZIONE M1/2 M1/8 X PIST. SP		IW1471240092
	38	NYLON SPACER D 4,2 H10		IW1471240102
	39	PORTAGOMMA 3040 D.16 1/2" SP		IW1471240135
	40	NIPPLO CONICO RA 123812 X GAS B&DVP		IW1471240144
	41	INNESTO RAP. DRITTO TUBO PISTONCINI		IW1471240158
	42	GHIERA FISSAG MANIC.ASP.ESTE. SP		IW1471240178
	43	TAPPO COPRIFOR.STAMP.FIANC SX SP		IW1471240195
	44	LID GASKET, W8 50		IW1471250010
	45	TUBO ASPIRAZIONE 1/2 SP 50		IW1471250044
	46	TUBO PISTONCINI SP 50		IW1471250052
	51	FIXING KNOB M8 X15 FOR SO		LF1510002
	52	ASTA RIBALTAMENTO CARENA SP 30		IW2071230093
	53	SUPPORTO MICROITERRUTTORE SP 40		IW2071240040
	54	GAS PISTON 200N, W840		IW2071240059
	55	LAMIERINO PORTA SIL. CON BIAD SP 40		IW2071240067
	56	CERNIERA PROFILO ALL SP		IW2071240069

	57	SUPP. MOLLA GAS LATO CERNIER SP	IW2071240070
	58	BOCCOLE BARRA SALDANTE SP	IW2071240110
	59	SUPPORTO CUSC. IN ALLUM. SP	IW2071240120
	60	FASCETTA TUBO ASP. VUOTO SP	IW2071240125
	61	GANCIO FISSA SONDA TEMPERAT. SP	IW2071240135
	62	PROFILO ANTERIORE CARENA ANOD SP 50	IW2071250010
	63	PROFILO POSTERIRE CARENA ANOD SP 50	IW2071250015
	64	FONDELLO CARENA SP 50	IW2071250020
	65	FIANCO STAMPATO DX CARENA SP 50	IW2071250029
	66	FIANCO STAMPATO SX CARENA SP 50	IW2071250033
	67	PIANO INOX 2 BARRE SALD SP 50	IW2071250039
	68	CAMPANA PLEXIGLASS 2 BARRE S. SP 50	IW2071250047
	69	BARRA CERNIERA CAMPANA SP 50	IW2071250053
	70	LAMIERINO SUPPORTO COMANDI SP 50	IW2071250063
	71	LEVA LATERALE CAMPANA SP 70	IW2071270078
	72	MICROSWITCH, COVER W8	IW1071240055
	73	WASHER DIN 125 D3	IX2125003
	74	WASHER DIN 125 D 5	IX2125005
	75	FLAT WASHER DIN 125 D 6	IX2125006
	76	FLAT WASHER DIN 125 D 8	IX2125008
	77	DADO ES. DIN 6923 M 5 FLANGIATO	IX26923005
	78	NUT ES. DIN 6923 M 6 FLANGIATO	IX26923006
	79	SCREW TBEI ISO 7380 M 6X10	IX27380006010

	80	VITE TCB+ DIN 7985 M4X8	IX27985004008
	81	VITE TSPEI DIN 7991 M 5X14	IX27991005014
	82	WASHER DIN 9021 D 8X24	IX29021008024
	83	HEX SOCKET HEAD CAP SCREW DIN 912 M	IX2912006016
	84	VITE TCEI DIN 912 M 6X25	IX2912006025
	85	SCREW TE DIN 933 M 6X12 T.F.	IX2933006012
	86	VITE TE DIN 933 M 8X12 T.F.	IX2933008012
	87	NUT DIN 934 M3	IX2934003
	88	HEX.NUT DIN 934 M8	IX2934008
	89	VITE TSP- DIN 963 M 4X20	IX2963004020
	90	VITE TSP- DIN 963 M 4X25	IX2963004025
	91	VITE TSP- DIN 963 M 6X25	IX2963006025
	92	DADO AUTOBLOCC. ES DIN 982 M 4 ALTO	IX2982004
	93	LOCKNUT ES DIN 982 M6 ALTO	IX2982006
	94	VITE POELIERS M 4X12	IX2POEL004012
	95	VITE POELIERS M 8X12	IX2POEL008012
	110	AIR INTAKE COMPLETE W8	IW1471240250